

OPTIONS



Protective foil, automatically wound up

UV-SENSITIVE TAPE HANDLER (UVT)

- This tape handler allows the use of ultraviolet-sensitive (UV) tape on the Wafer Mounters. It automatically removes the protective foil from the tape and winds it up on a separately powered roller. Conversion from standard to UV tape takes only a few minutes.
- This option can be easily adapted to all wafer mounters in the field.

ACTIVE PROTECTION AGAINST STATIC CHARGES

- For wafers that are highly sensitive to static charges. The system comprises anti static bars and power unit.
- This option can be adapted to all wafer mounters in the field.

WAFER MOUNTER SUPPORT TABLE

- Compact table specifically designed for Wafer Mounter. Additional left and right-side table spaces hold wafer and frame cassettes for convenient and ergonomic operation.
- Swing-door cabinet stores cassettes and accessories.
- Casters for easy positioning. Adjustable positioning pads for maximum stability.
- Dimensions:

Height:	880 mm
Table top:	940 x 1190 mm (L x W)
Footprint:	940 x 550 mm (L x W)

In keeping with our policy of continuous product improvement we reserve the right to alter specifications without prior notice.



01.2003




POWATEC GmbH
 Rothusstrasse 5a
 CH-6331 Hünenberg, Switzerland
 Phone: ++41 41 743 13 20
 Fax: ++41 41 743 13 24
 info@powatec.com
 www.powatec.com

zentner, wismann 2003

SEMI-AUTOMATIC WAFER MOUNTER

MODEL 850, TYPE 651 AND 851
 6-INCH / 8-INCH CAPABILITY

PRODUCT INFORMATION



- Semi Automatic Wafer Mounter
- Manual Wafer Mounter P-200 & P-300
- Expansion Tool For Grip Rings
- 300 mm Film Frame Carrier Magazine
- AUER Film Frame Carrier, Magazine and Boat



- SERVICES:**
- Mounting
 - Cutting
 - Used Equipment
 - Saw Maintenance (ESEC 8002 & 8003)

POWATEC GmbH
 Rothusstrasse 5a
 CH-6331 Hünenberg, Switzerland
 Phone: ++41 41 743 13 20
 Fax: ++41 41 743 13 24
 info@powatec.com
 www.powatec.com

DESCRIPTION

The unique design of the POWATEC semiautomatic Wafer Mounters makes it possible to mount sticky foil and wafers onto frames in a single pass. A special chuck, covered with an easily exchangeable sponge-like foil holds the wafer in place during mounting and absorbs contamination particles from the wafer surface. POWATEC's exclusive new mounting method facilitates the void-free assembly of wafers, applying only low specific force.

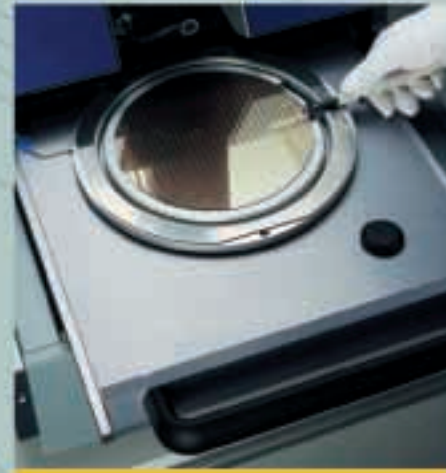
KEY FEATURES

- Single-pass mounting of sticky foil and wafer onto frame
- Compact table-top design
- Alphanumeric LCD display for user guidance
- Easy maintenance
- Also handles bumped wafers and fractions of wafers
- Protection against static charges
- High resolution optics eliminate theta error
- Conforms to IEC 204-1 safety standards

MOUNTING SEQUENCE



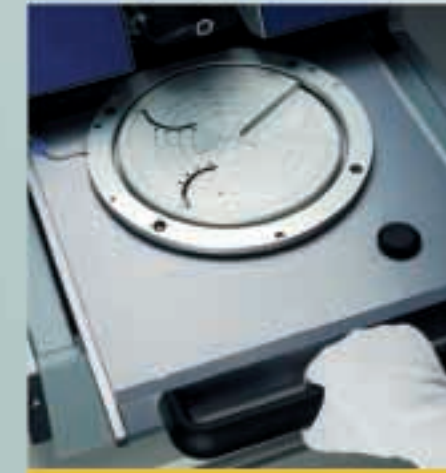
Load frame.



Load wafer.



Push sliding table under split-field camera of CCTV and carry out fine alignment.



Push sliding table into mounting position and withdraw again. Chuck is now ready for another wafer and frame, i.e. the next sequence.



Push sliding table in again to mount new wafer and to remove wafer already mounted.

SPECIFICATIONS

PRODUCTIVITY

80–90 6"-wafers per hour (Type 651)
60–70 8"-wafers per hour (Type 851)

MOUNTING ACCURACY

theta: ± 0.1 (with reference to wafer plattern and frame location pins)
x/y: ± 0.2 mm repeatability (to wafer edge)

WAFER DIAMETER

	651	851
Minimum:	3"	5"
Maximum:	6"	8"

WAFER FRAME CARRIERS

	651	851
	4"–6"	6" and 8"

CONVERSION TIME

Different wafer diameter: < 5 min.
Different wafer and frame diameters: < 10 min.

DIMENSIONS: TYPE 651 / 851

Width (footprint):	560 mm / 22"
Depth (footprint):	930 mm / 36.6"
Height (without monitor):	470 mm / 18.5"
Weight:	approx. 150 kg

OPERATIONAL PARAMETERS

Voltage:	230 V + 10–15%, 50/60 Hz
Air pressure:	4 to 6 bar (87 PSI)
Vacuum:	min. 75% or 188 mm Hg
Power consumption:	max. 550 W

